



Syracuse Thunderbirds Aero Radio Society

Plane Propwash

July 2025

Charter 473

The next STARS meeting is Wednesday August 13th, 7:00 at STARS field.

2025 Officers:

[Mike Mueller, President](#)
[Tom Polovick, Vice President](#)
[Paul Volcko, Treasurer](#)
[Jeff Wolsley, Secretary](#)
[Phil Lamkay, Safety Officer](#)

Directors:

Michael Graham
Paul Volcko 2019-2023
Dan Williams

Volunteer Staff:

[Jeff Wolsley, Propwash Editor](#)

[Michael Graham, Club Historian](#)

[Paul Volcko, Webmaster](#)

[Herb Moore, Field Committee](#)

[Mike O'Neill, Facebook Admin](#)

Public Relations Director- OPEN

John McMakin- YouTube Moderator

The next STARS 2025 meeting will be at STARS field, on August 13th, at 7:00, weather permitting. The monthly meetings will be held via ZOOM October through April. The STARS regular monthly meetings are at the STARS field May through September 2025.

Airshow On Deck

AIRSHOW!!!! AIRSHOW!!!! AIRSHOW!!!! Well, it is coming up this month on Saturday August 30th from 10 AM to 4PM. Bring your family, friends, neighbors, co-workers, and even your enemies.....we want all of you to bring as many as possible. This is our largest fund raiser of the year, and helps us pay for the beautiful field we provide for all of our members. We are hoping for record turnout, and that means that we need help from everyone to come and bring a friend or two or three or twelve!!!!!! There will be numerous planes and equipment for a raffle, as well as for sale. If you can help with the Airshow, let me know, or let Phil Morgan know. Or just show up on Saturday August 30th, and be available to help.

We are also in the process of considering purchasing a new tractor to replace a very old tractor we have had for years. We are going to discuss this at our meeting this week, and going to have Bill Whittaker look to see if there might be something we could purchase in our price range. We will be giving a "tour" of our equipment at our meeting this week, so if you are interested, please come out and take a look.

PARTICIPATE in your club!!!!!! If we indeed are able to find a tractor, and the members agree to the purchase, then we will ask for donations from everyone who is able to contribute. We will follow up with more information at a later date.

Our YouTube channel is up and running. Robert Droner has agreed to manage the content. If you have a video you would like to share, please send it to ferrett1231@gmail.com. The file needs to be in a video format like mp4 or something like that. Robert will determine if the content is appropriate for our channel,

and post it. We will ask that it obviously has something to do with flying, and could be educational, or just simple flying experiences. But it will need to be appropriate for the club.

Social media is very important for us this year. We have had Channel 9 at our show, and Tim Fox did a wonderful piece for us that was aired a week ago. We have a \$250 grant from AMA to promote our club on social media. We are going to attempt to be on the Local Show on WSYR this year. And so we are also going to ask everyone to promote the Airshow as best as you can. I will be sending out an email to everyone, and ask them to promote S.T.A.R.S. on their social media channels....or groups, or whatever you want to call them. Facebook, Instagram, TikTok, or whatever you use. Please promote it on all of your channels that you use. The more people that are aware of our show, the more people will be interested in finding out who we are, where we are, and maybe come to the event. I have already met people who came to our club after seeing the Channel 9 video. So let's all support our club, and do all you can to make this show the best one ever!!!!

Thanks everyone for all you do to make S.T.A.R.S. the great club that we are. Believe it or not, the season is actually winding down, and while spring has been very wet, we have had some excellent flying weather the past couple of months, and anticipate continued beautiful weather and great flying for the rest of the season. See you all at the club. Fly safe out there!!!!

Mike Mueller, president

president@cnystars.com, (804) 873-8928

mmuellerva@yahoo.com

Secretary's Report: Jeff Wolsley

Note the section in the Propwash labeled Important Links for STARS Members. This section contains links that every STARS member should be aware of including the ZOOM meeting instructions and the link to the most recent Propwash and past issues of the club newsletter.

The July STARS meeting was held at the Stars field. The meeting was called to order at 7:01 by President Mike Mueller. There were 11 Open members, 2 Associate member, 0 Family members, 0 Youth members, and 0 Guest in attendance.

Secretary's Report:

The Secretary's report from the June Propwash was accepted as published. The motion to accept the Secretary's Report was made by Tom Polovick, 2nd by Mike Graham. Carried.

Treasurer's Report: Paul Volcko

Bills are all current. Expenses and income are usual for this time of year.

Motion to accept by Dan Williams and 2nd by Tom Polovick. Carried.

Correspondence: Paul Volcko

CNY Crops returned the signed contract. They reported they will not be planting this year due to the late start caused by all the rain. They will continue to work the soil and plant winter wheat later in the season.

Committee Reports:

AMA Report: Phil Morgan

The NATS have started. Phil noted the Mike Gosson flew in the pattern competition last year.

DJI drones are not currently available for sale in the US or elsewhere. The sites list out of stock including the DJI site. This is due to various reasons.

The \$250 grant from the AMA will go towards advertising the STARS events.

Safety Report: Phil Lamkay

An incident occurred at the field resulting from a discharged flight pack battery. There is video of the individual running in slow motion after an escaping aircraft. Fortunately no personal "physical" injury was

Field Committee: Herb Moore

The field looks good despite all the rain. Availability of 0/0 grease is preventing lubrication the big set of reels. Several suggestions were made but the cost has gone up substantially and shipping is required. The John Dere tractor throttle needs to be repaired. It has been reengineered to run for right now and the repair has been successful. It is possibly better than the manufacturer's design.

Old Business:

STARS Facebook: Mike O'Neill

Nothing to report.

Real Estate Committee:

No report given.

Flight schools:

Fixed Wing Runs every Thursday night thru Sept. 11th.

There are currently three high school students attending. Instructor coverage for tomorrow's class will be coordinated to make sure there is enough coverage.

Heli/Multi Rotor Runs every Tuesday night thru Sept. 30th.

Special Interest Nights:

Monday Night Jets Runs every Monday night thru Sept. 29th. The event is running well. 6-7 jets are showing up regularly.

Big Bird Night Runs every Wednesday night thru Oct. 1st. Weather has been a factor. Small attendance.

Field Improvements- Long Term Planning:

2025- Most projects will be resumed ate the flying season cools down.

Tree Removal- A good job has been done. Need to finish cutting up what has been taken down and pulled out of the woods. Wait until fall for the overgrowth to recede to make the job easier.

Openings in The Fence Line- Discussion continued from the last meeting regarding openings in the fence line. The discussion concluded with the idea not going forward. Keep Al Townsend in the loop on our progress and completion plans.

Add On To Runway- A suggestion was made to add 100ft. to the east end of the runway. For the time being the low spot at the end will be filled.

Runway West End Improvement- Do one or both of the following, 1- Look at bringing in about 50yrd of fill topsoil to raise it. 2- Put in a drainage ditch.

Control Line Drainage- Mike O'Neill asked to fill the depression in the control line circle.

Drainage Improvements- Paul Volcko, Herb Moore, Mike Mueller, Bill Whittaker, and Josh Weaver met to discuss the drainage situation at the field. After the Family BBQ, move some dirt around to control ponding on the field and the control line circle. Other options are being explored.

Activity Sign- Mike Mueller is following up on the activity sign by the driveway entrance to attract spectators/future members. The sign will announce our events to the public and improve our community relations. Mike G. and Dan W. are working on banners for the signage.

Public Relations- We are actively seeking a PR leader that can direct and expand our exposure in the community. The intent is to increase membership and increase revenue through increased awareness. Different venues- Zoey Advertising, John Murphy, the estate planning guy, gets about a 15-minute radio spot that can advertise our events. TV- WSYR Your Stories segment, On your side, Bridge Street- community interest segments on the afternoon news. Part of the Gold Leader club is to engage in public outreach.

In a previous meeting, Mike O'Neill mentioned the new Micron Plant starting up in Clay. There will be a flood of tech people and population growth in our area. We should be thinking of ways to promote our club.

YouTube Channel- The club has started a YouTube channel to promote our activities. John McMakin volunteered to be the

-- Continued--

channel moderator. In addition to John, Robert DeNova (Droner) will be assisting.

Future Funding- Look at ways of creating revenue streams to help fund the club. Grow our existing revenue generators. As reported in the Treasures report, volunteers for the Finance Committee so far are Mike Mueller, Karl Price, and Mike O'Neill. The committee is currently brainstorming and planning another meeting.

Continue Field Smoothing- Continue to improve the field. Fill the low spots and grade off areas that attract standing water.

Repair clubhouse siding- There are several areas near the ground that need attention.

Flight line table replacement- There are four new tables ready to go in the red shed.

Porta-potty- Keeping current vendor.

New Business:

Special Announcement:

Walt's HobbyTown is closing. The store will stay open through the summer. There will be a summer clearance sale.

Event Reminder:

Heli Jam:

Heli Jam is 07/19. Most positions are covered. Please contact an officer if you want to volunteer.

Airshow:

The STARS Airshow is 08/30. Rain date is 08/31. Phil Morgan will be the Cd for the show. The usual volunteers will be needed. He show flyer is included in the Propwash.

New Members:

Ryan Brown- Associate Sport flyer. The membership in attendance voted unanimously to admit Ryan. Carried.

Club Hat Order:

They are 20.00 each. Put your money in the soda bank in the fridge before you take a hat. The white hats are already gone. See Paul V. about custom embroidery on the hat. The embroidery starts at \$8.00.

Adjournment:

The July 2025 regular monthly meeting of the STARS was adjourned at 7:35.

Secretary, Jeff Wolsley

Calendar of Events

NOTICE: EVENT DATES MAY CHANGE OR CANCELLED OUTRIGHT.

Calendar of Events for January and beyond:

Editor's Note- Check with the event sponsor for actual date and time. These dates are accurate at the time the Propwash was published. New events are added all the time.



August 16- National Aviation Day

August 24- ARCS Fun Fly

August 30- STARS 46th Annual Model
Airshow STARS Field

October 4- Ringmaster Fly-a-Thon
STARS Field

For additional events, click here→ [AMA DII Event Listing](#)

STARS Flight Schools- Flight schools are back for the 2025 season. It's never too late to join a flight school already in progress. Flight school isn't only for new flyers. It's also for experienced pilots looking to brush up on their skills, learn some new maneuvers, or loose some bad habits.

Fixed wing- Runs every Thursday night until Sept. 11th. Gary Natali is the Chief Flight Instructor.

Heli/Multi Rotor- Runs every Tuesday night until Sept 30th.

-- Continued--

Indoor Flying –

The Indoor flying schedule is pretty much finished for the season. There are a few locations still going though.

CNYIFS Indoor flying at Sacred Heart Church Cicero was forwarded to me by Tim Smarzo of the Voltaires. Mondays 1:30 to 4:00 and Thursdays 12:30 to 3:30 (Need confirmation for 2024-25 season).

The church has become more security conscience. All doors are locked except the main door. The gym lighting switch has changed. The new key is in the same place as always, the cabinet in the kitchen, attached to a piece of aluminum bar. Unlock (If locked) pull up the plate, and flip the switch. All doors have alarms except the Gym door. This means that once a member comes in the front door we can use the gym door to haul gear in and out. We need, as always, to make sure the lights are off and doors are closed all the way before the last person leaves.

The following needs confirmation for the 2024-25 indoor season-

[Underground R/C Destiny USA](#). Tuesday evenings/nights 315-715-4508

Manlius Pebble Hill- So far is listed as no flying this winter (as of 11/29/23).

[Camillus Indoor Aviators \(CIA\)](#) Indoor flying at First Baptist Church located at 1960 State Route 5 in Elbridge 11/18 thru ?, Wednesdays 1:00-4:00. If you plan to attend, call Herb Ziegler 315-857-6266 so Herb can unlock the doors.

[Walt's HobbyTown](#)- NO INDOOR FLYING THIS SEASON

[MexAir R/C](#) NO INDOOR FLYING THIS SEASON





Store Hours:

Monday/Friday: 9:00am-9:00pm -- Tuesday/Wednesday/Thursday: 9:00am-6:00pm -- Saturday: 10:00am-5:00pm -- Sunday: 11:00am-5:00pm

Phone Number:

(315) 453-2291

waltshobby.com



Open 10-7 Tuesday thru Sunday.

315-532-6826

www.mexairrc.com

www.facebook.com/mexairrc

Winner of AMA 2015 Hobby Shop Award
for signing up new AMA members.



(585) 872-4990 -- 15 W Main St. Webster, NY. 14580 -- Performance-hobbies.com

HOURS

MONDAY.....	11 - 6 pm
TUESDAY.....	11 - 7 pm
WEDNESDAY.....	11 - 6 pm
THURSDAY.....	11 - 7 pm
FRIDAY.....	11 - 6 pm
SATURDAY.....	11 - 6 pm
SUNDAY.....	11 - 4 pm

The Aviation Historical Society of CNY

412 Dunning Drive Camillus, NY. Open Sundays, noon to 4:00.

[Home](#) | [Aviation Historical Society of Central New York](#)

This museum is dedicated to aviation history in CNY- Amboy Airport in Camillus.

Mike O'Neill's website to check out- <http://www.flyboyzblog.com/>

This site has articles pertaining to both full scale and model aircraft. Check it out.

Classified Ads-

FOR SALE: Clear out that hanger now!

WANTED:

If you want to list modeling items for sale, R/C services offered, or a really neat R/C web site, this would be a good spot. Free for members. Send your advertisement by e-mail to jwolsley@verizon.net. Please put STARS ADVERTISEMENT in the subject line.

Important Links For STARS Members-

STARS Website:

The STARS website- cnystars.com

STARS Webcam:

The STARS webcam- <https://www.cnystars.com/cameras.php>

STARS Propwash Newsletter:

The STARS Propwash- <https://www.cnystars.com/newsletter-archive.php>

STARS ZOOM Meetings:

STARS meetings will be held on-line via ZOOM, from October to April, or in case of bad weather. Watch for notification prior to the meeting start time.

The link for the ZOOM meeting is located at the top of the cameras page on the STARS web site.

The ZOOM meeting credentials are on the STARS web page, and are sent out with the fall/winter/spring Propwash email.

ZOOM Meeting link:

<https://us02web.zoom.us/j/88488515371?pwd=c2ZiRWhkMkIrbGZ5WENDaE12SlB5Zz09>

To join from the STARS web page, go to cnystars.com. Then click on the club events tab. On the club events page, in the lower right under Club Meetings, click the red text that says **online via ZOOM**. This will take you to the ZOOM meeting. Click on the Launch Meeting button. You will enter into the meeting, or you may see a dialog box that says, "Please wait for the host to start the meeting".

If you don't already have ZOOM installed on your computer for the first time, below the Launch Meeting button, it says- "Don't have Zoom client installed? Download Now". Click on the "Download Now" text and follow the prompts to set up ZOOM on your computer.

Facebook:

The STARS Facebook page- <https://www.facebook.com/groups/amastars/> There are 341 members currently. [Mike O'Neill](#) is the administrator.

Attention New Members:

Please take the TRUST test if you haven't already. This is a 100% pass test.

TRUST- The Recreational UAS Safety Test

The test can be found here-

<https://trust.pilotinstitute.com> or here-

<https://trust.modelaircraft.org/>

Note there are scam websites also, so use the above links.

Start by registering on the site. Your name is required and so is a password. These will be asked for/created before entering the site to take the test.

The test is a pass/pass. It is given in four parts. Each of the four sections begins with a lesson immediately followed by questions. The number of lessons and questions differ in each section. There are a couple of questions that are poorly worded so it's likely to get these wrong. Not to worry though, you get to correct it until you get it right! You will score 100% in each section, guaranteed.

Download and save your certificate. I had to download mine twice before it downloaded. **DO NOT** leave the download webpage until your certificate has been successfully downloaded and saved. You get to do the test again from scratch if you miss this step.

Print out the certificate and keep it in your wallet or your flight box. There's a registration/authentication number on the certificate that you might want to add to your aircraft ID label.

-- Continued--

Academy of Model Aeronautics:

[Academy of Model Aeronautics \(modelaircraft.org\)](http://www.modelaircraft.org)

The AMA Government relations blog- [AMA IN ACTION](#)

The complete AMA safety handbook is available here- <http://www.modelaircraft.org/files/100.pdf>

This is a link to some FAQ from the AMA regarding remote ID- [Remote-ID-FAQ-Feb2023.pdf \(modelaircraft.org\)](#)

Federal Aviation Administration (FAA):

This is to set up or renew your FAA registration. Renewal is every three (3) years. You will or already have received your renewal email. The email is from uas.faadronezone@faa.gov. Entry or renewal is \$5.00.

[FAADroneZone Access - Home](#)

Don't let your FAA registration number lapse. If you do, it will cost the full amount to re-register and you will receive a new registration number. Your aircraft label must be updated with the new FAA number. Look for the renewal email from the FAA. [Check your status- FAADroneZone Access - Login After logging in, a text box appears in the upper left with all of your information including your registration expiration date.]

Do not let your FAA Part 107 license expire. If you do, you will have to retake the exam and pay all of the licensing fees.

Phone Apps:

[UASidekick – The Ultimate UAS Pilot Assistant](#)

This is an app for your phone that gives weather conditions, club locations, FRIA locations, and event schedules for UAS pilots. This is for recreational pilots as well as commercial drone pilots.

[B4UFLY](#)- Download this app to your cell phone. FAA uses this to alert pilots to possible stoppage in your flying area.

[Air Control](#)- Download this app to your phone. This is to set up your flight if you are flying outside of a FRIA.

Click on the QR code to download the maiden flight check list for new aircraft.



Remember: A repaired aircraft should be treated just like a new aircraft. It needs a full ground check before flying. Don't forget to inspect the areas that were not repaired. They may have hidden damage. Fly it like it's the first time in the air and will need a full functional check before flying it in front of spectators or in competition.

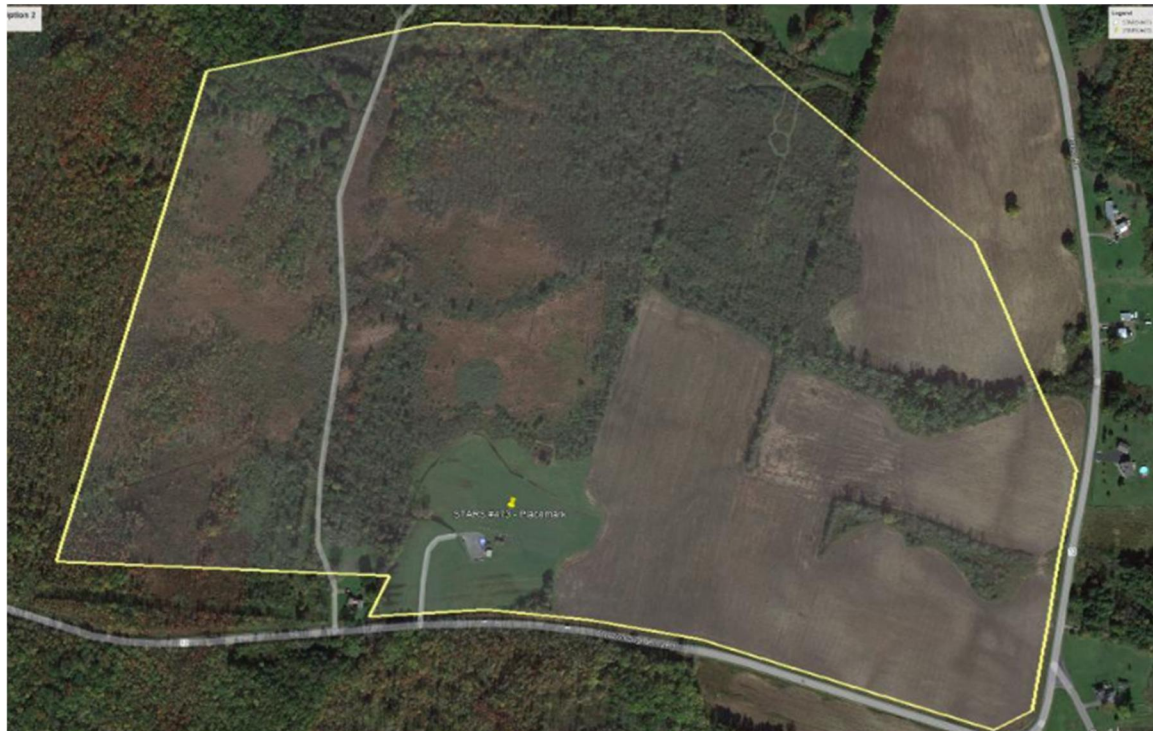


When's the last time you checked the balance of your aircraft?



The latest satellite photo

STARS FAA APPROVED FRIA AREA.



ACADEMY OF MODEL AERONAUTICS

FAA-RECOGNIZED IDENTIFICATION AREA

A FRIA IS A DEFINED GEOGRAPHIC AREA WHERE DRONES CAN BE FLOWN WITHOUT REMOTE ID EQUIPMENT.

STARS 2025 Heli Jam Pictures courtesy of Mike Graham-

Go here for the 2025 STARS HeliJam picture set:

<https://www.dropbox.com/scl/fo/p0jdqeudojwgpy3wjyqtx/AG-40JQ7soh5Q4akqeWseME?rlkey=f0h76t0tlh66n0es1e7eg1wcx&st=jb58c716&dl=0>

Here are a few examples from that set:







JMG









Thanks, Michael!

ARCS Annual Fun Fly

Sunday, August 24, 2025
Noon 'til 4PM

At the ARCS Field, Marcellus Airport, 4910 Limeledge Rd.
Marcellus, NY 13108
GPS Coordinates: N 43°00.634', W 076°21.142' (WGS 84)



Burgers, Dogs, Drinks will be available

General Rules:

- AMA Membership required
- Radio impound in effect for 72 MHz. Frequency pin required before turning on transmitter
- No flying over pits or full-size runway
- No taxiing into pits
- No more than 3 planes in the air at a time

There will be open flying throughout the day. No competitive events are planned.

When arriving at the airport, be sure to stay to the right and follow the gravel road to the model field. Yield to any full-size airplane traffic.

Questions?

Herb Ziegler

315-857-6266

herbz1957@yahoo.com



Charter 473 AMA Sanctioned

S.T.A.R.S.

www.cnvstars.com

www.facebook.com/cnvstars/

Presents the 46st Annual

Model Airshow and Picnic

Saturday, August 30, 2025

Rain date: Sunday, August 31, 2025

At the STARS Field located at north of Phoenix, NY, on County Route 12
(See map on back)

Ample room for parking & overnight camping - no hookups
Swap shop and 50/50 raffles



STARS Events

10 AM to 4:30 PM

Food and beverages available to all

Pilots - If you bring it, fly it!!

All legal AMA Aircraft Welcome!!



FB Airshow Event

Parking Donation of \$5.00 per car

For more information, contact Phil Morgan, CD, at 315-457-3674 or contact us at: airshow@cnvstars.com

S.T.A.R.S.

Flight Training Program



2025



When?

Every Thursday evening from 5:30 PM to Sunset
May 01, 2025 through September 11, 2025

Where?

At the S.T.A.R.S. field in Phoenix, New York
649 County Route 12, Pennellville, NY 13132
N43.23696, W76.24550

Who?

Anyone wanting to learn to fly powered R/C model airplanes!! You do **not** have to be a Club member and all lessons are **free**. Each student must furnish his/her own plane and radio equipment and also must hold a current membership in the Academy of Model Aeronautics aircraft association in order to fly. For those not yet finished building/assembling their trainer aircraft, the Club has a Club Trainer available that may be flown on a Buddy Box.

PreFlight Workshop

Held at STARS Flying Field in Phoenix, NY

Thursday April 17, 2025 at 5-7 PM

Interested?

Contact:



FB Workshop SENIOR FLIGHT INSTRUCTOR: Gary Natali (315/657-5695) FB Flightschool
www.cnvstars.com



Charter 473

S.T.A.R.S.

www.cnvstars.com

www.facebook.com/cnvstars



2025

Jet Night

When?

Every Monday evening from 4 PM to Sunset
April 28, 2025 through September 29, 2025



STARS Events



FB Jet Night

Where?

At the S.T.A.R.S. field in Phoenix, New York
649 County Route 12, Pennellville, NY 13132
N43.23696, W76.24550

All skill levels welcome, but must be an AMA Member to fly.
Open to any type of EDF or turbine aircraft!!

Interested?

Come out and join us for fun, food and good flying!!

For more information, contact Gary Natali at 315/657-5695



Charter 473

S.T.A.R.S.

www.cnvstars.com

www.facebook.com/cnvstars



2025



Helicopter and Multirotor Night



STARS Events

When?

Every Tuesday evening from 5 PM to Sunset
April 29, 2025 through September 30, 2025



FB Heli Nights

Where?

At the S.T.A.R.S. field in Phoenix, New York
649 County Route 12, Pennellville, NY 13132
N43.23696, W76.24550

All skill levels welcome, but must be an AMA Member to fly and must
provide your own outdoor capable helicopter or multirotor aircraft.
Build help and flight instruction available.

Interested?

Come out and join us for fun, food and good flying!!

For more information, contact Paul Volcko at 315/708-2009



Charter 473

S.T.A.R.S.

www.cnvstars.com

www.facebook.com/cnvstars



2025

Big Bird Night



STARS Events

When?

Every Wednesday evening from 5 PM to Sunset
April 30, 2025 through October 01, 2025



FB BB Night

Where?

At the S.T.A.R.S. field in Phoenix, New York
649 County Route 12, Pennellville, NY 13132
N43.23696, W76.24550

All skill levels welcome, but must be an AMA Member to fly.
Open to any type of big scale or sport aircraft!!

Interested?

Come out and join us for fun, food and good flying!!

For more information, contact Mike Mueller at 804/873-8928

IMAA Big Bird Safety Checklist

Balance

Is the longitudinal center of gravity (fore and aft) within the range shown on the plans?

Is the model balanced laterally (side to side)?

Alignment

Are all the flying surfaces at the proper angle relative to each other?

Are there any twists in the wing?

Do the wings and removable tailplane seat properly on the fuselage every time?

Is the engine set at the proper thrust angle as shown on the plans?

Control Surfaces

Are all control surfaces securely attached? (i.e., hinges glued, pinned). Pull on each one to test.

Are the control horns secured to the model?

Control Linkages

Have all the linkages been checked to be sure they are secure?

Are the clevises closed? (Keepers or fuel tubing should be fitted to ensure they stay closed)

Engine / Motor Mount Security and Operation

Are all engine mount screws tight, including mount to bulkhead if applicable?

Are the propeller bolts and/or spinner tight? If a single nut, is there a safety nut as well?

Does the throttle work without binding?

Does the throttle trim tab shut down the engine?

Has the propeller been balanced and checked for damage?

Are the propeller tips painted a contrasting color? (while not essential it makes the propeller much easier to see)

Has the engine been thoroughly test run? (engine idle and throttle up properly)

Is the fuel tank installed correctly? (i.e., carburetor at the same height as fuel tank, fuel tank clunk in proper position and moving freely, fuel lines in good condition and connected to the engine correctly)

Radio Equipment

Are the receiver and the battery securely mounted and padded with foam to protect from vibration and shock?

Are all the electrical connectors secure?

Is the receiver antenna fully extended and in good condition?

Are the batteries charged and in good condition (check under load with a voltmeter if unsure)?

Are all servos securely fastened to the rails or trays?

Are servo arms firmly attached with screw in place?

Are all push rods firmly secured in servo arms (again keepers or fuel tubing should be fitted)?

Are the control throws in the correct direction with proper amount of deflection (as per plan)?

Rudder & tail wheel: Left stick should move the rear of the rudder and tail wheel to the left.

Nose wheel: Left stick should move the front of the nose wheel to the left

Aileron: left stick should move left aileron up and right down.

Elevator: Pulling back on the stick should move the back of the elevator up.

Canard: Pulling back on the stick (elevator) should make the front of the canard move up

Throttle: With trim set fully forward, pushing the stick forward should open throttle fully. With trim set fully backward, pulling the stick back should fully close the throttle.

Has a full range check been performed? (see below)

Undercarriage (where fitted) Is the undercarriage firmly attached to airframe and the wheels securely retained?

Does aircraft taxi in a straight line?

General

Is the covering tight with no visible signs of damage?

Are the retaining bolts in place and secure?

Are any hatches, cowls, and canopies secure?

Are all components structurally sound?

Is your name and contact details marked on the model somewhere easily visible? (in case it's lost)

Range Checking the radio

Verify frequency is available and mark it as yours if necessary.

Turn on transmitter check the correct model is selected (if applicable) and then turn on the receiver.

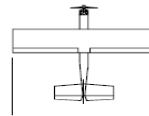
Important: make sure the transmitter aerial is down fully.

Ask someone to help and walk away from the model until signs of loss of control is apparent. If electric powered ensure that the range is not worse with the motor running.

Before EVERY flight:

Check the receiver battery pack to ensure enough charge for the flight intended.
Check for damage and the control throw direction of all surfaces.

S.T.A.R.S. Field Rules



1. General:

- A. License: All pilots, students, and flying guests *must* have a current membership in a nationally recognized model aircraft association in order to fly. Those pilots participating in the Park Pilot Membership Program must fly models that weigh two pounds or less and be incapable of reaching speeds greater than 60 mph. They must be electric or rubber powered, or of any similar *quiet* means of propulsion.
- B. Spectators: Only those people essential to flight operations will be permitted in the pit area; all others will remain on the spectator side of the fence.
- C. Vehicles: Vehicles will not be permitted *on* the flying field.
- D. Crash Debris: Pilots must retrieve all pieces of their aircraft after a crash. Particularly, attention must be made to obtaining all pieces of aircraft that land in the neighboring fields under cultivation *or from the mowed areas that might cause damage to mowing or farming equipment.*
- E. Trash: All members will take home their own trash.
- F. Alcoholic Beverages: Members will not consume alcoholic beverages prior to, nor during, participation in any *modeling* operations.
- G. Smoking: Smoking will not be permitted in the pit area or on the flight line.
- H. Mowing: Flying on the field will not be permitted if the field is being mowed or maintained.

2. Transmitters:

- A. Frequency Control: *2.4 GHz technology is prevalent in the hobby. In general, transmitter impound and channel flagging is no longer necessary. Pilots using a non-2.4 GHz transmitter system or FPV video transmitter should make all efforts to determine if others present are also using one and self-manage frequency separation prior to powering up their transmitter. Event Managers and Contest Directors may establish a transmitter impound or channel frequency control policy for their event, if deemed necessary.*
- B. Range Checks: Each pilot will conduct a successful radio equipment ground range check, *including any FPV equipment*, before flying a new or repaired aircraft and prior to each flying session.

3. Engines:

- A. All internal combustion engines run at the field will have a silencer (except for small displacements of .09 cubic inches or less).
- B. When running an engine in the pits, keep neighboring personnel behind the prop arc. *Restrain fuel powered airplanes with stakes, starting stand, or helper prior to starting the engine(s).*

- C. *Electric motors and fuel engines are not to be run in spectator/pavilion areas or anywhere behind pit area fencing or designated test stand/hover areas, unless propellers/blades are removed. Model electronics (receivers, servos, etc.) can be powered up in spectator areas as long as electric motors are disconnected or propeller/blades are removed.*
- D. *Remove or secure all necklaces, straps, loose clothing, hoodie ties, etc. prior to starting a fuel engine powered model. Long hair should be tied back or secured so it cannot get caught in a spinning propeller or rotor.*

4. Flying:

- A. Boundaries: Flying over the pit area or the spectator side of the fence is prohibited, unless beyond the control of the pilot(s).
- B. Taxing: Taxing is prohibited in the pit area!
- C. Flying:
 - (1). Pilots will initiate their first turn after takeoff away from the pit and spectator areas.
 - (2). Engines will not be started before 9 AM Monday through Saturday and 11 AM on Sunday (electrics may start at 10 AM), unless approved by the Event Director.
 - (3). No more than three aircraft will be permitted in the air at one time.
 - (4). All flying will be conducted from the designated flight boxes.
 - (5). Hand launching of aircraft is prohibited from the pits.
 - (6). Flight operations will cease during electrical storms.

5. Guests:

- A. All guests must have a current membership in a nationally recognized model aircraft association in order to fly.
- B. Guests may fly at the field only with the approval of a member in good standing and only as long as a sponsoring member *remains at the field*. Guests will not fly unattended.
- C. A local guest will be allowed to fly at the field on three (3) separate occasions and then will be asked to join the Club.
- D. An out-of-town guest may make arrangements with the Club to fly at the field while visiting the area. The Club Officers and the Safety Officer will handle each out-of-town visitor on a case-by-case basis.
- E. *All guests are required to extend every courtesy to current members sharing the same flying frequency. But when there is a conflict over who shall fly, the Club member will have the first option to fly. Both the guest and the members should use common sense while sharing the flight line or using the same radio frequencies.*



Photo courtesy Mike Graham archives

The STARS pavilion goes up c.1977.
Mike identified the person on the ladder as Lon Sauter. Not sure who the others are.

STARS Field Protocol

Dedicated to responsible
RC fun with safety by
choice, not chance.

1. General:

- A. Civil and courteous behavior is required at the field at all times.
- B. Safety is paramount and everyone's business. Use common sense in all matters.
- C. It is strongly recommended that you do not fly alone.
- D. Learn where the First Aid station is located and inform the Field Committee if material has been issued from it.
- E. When opening or closing combination locks, *always* set the wheels to 0000.
- F. Last member out must close and lock the refrigerators, pavilion, and main gate.
- G. **Limited use of cell phones and mobile devices on the flight line to photography/videography or integrated use with model systems. Talk, text, and browse from the pits or spectator areas.**

2. Engine Courtesy:

- A. Long term tuning and initial break-in should be conducted away from the pits and spectators (usually at the engine break-in stand).
- B. Do not direct prop wash at other modelers, their aircraft, equipment, or bystanders behind the pit fence. Kindly inform those bystanders near the fence that you intend to start an engine before you do so.

3. Flying Courtesy:

- A. Any person wishing to enter an active flying field or runway to cross same or to retrieve an aircraft, must loudly announce their intention to all fliers on the flight line.
- B. A "landing" aircraft has the right of way over an aircraft "taking-off".
- C. A "dead stick" aircraft has the right of way over all others.
- D. All take-off and landing attempts must be announced to other pilots on the flight line. Take-offs are normally announced by saying "taking off", and landings are announced by saying "landing" or coming in". Dead stick landings are announced clearly to all pilots in the pits and on the flight line by saying "dead stick".
- E. A pilot having difficulty in controlling his/her aircraft must announce to all in the pits and on the flight line that he/she is experiencing radio or mechanical problems. Pilots on the ground preparing to fly will turn off their transmitters and wait for the problem to be resolved before continuing to fly. Fliers in the air will stay clear of the aircraft in distress and will land, if possible, as long as it does not contribute to the crisis. All personnel near the pit area must be alerted to the situation.
- F. If a crash occurs on the field or in the pits, all flying will stop until the accident has been investigated and the debris has been cleared from the field.
- G. Normal flight duration is 10 minutes. Obviously, flight time may be extended if there are no other pilots waiting to fly or waiting for a particular radio channel.
- H. When you have finished flying, please return your transmitter to the impound.

4. Good Earth Policy:

- A. Place recyclables in the appropriate container in the pavilion.
- B. Turn off all pavilion lights when departing the field for the night.

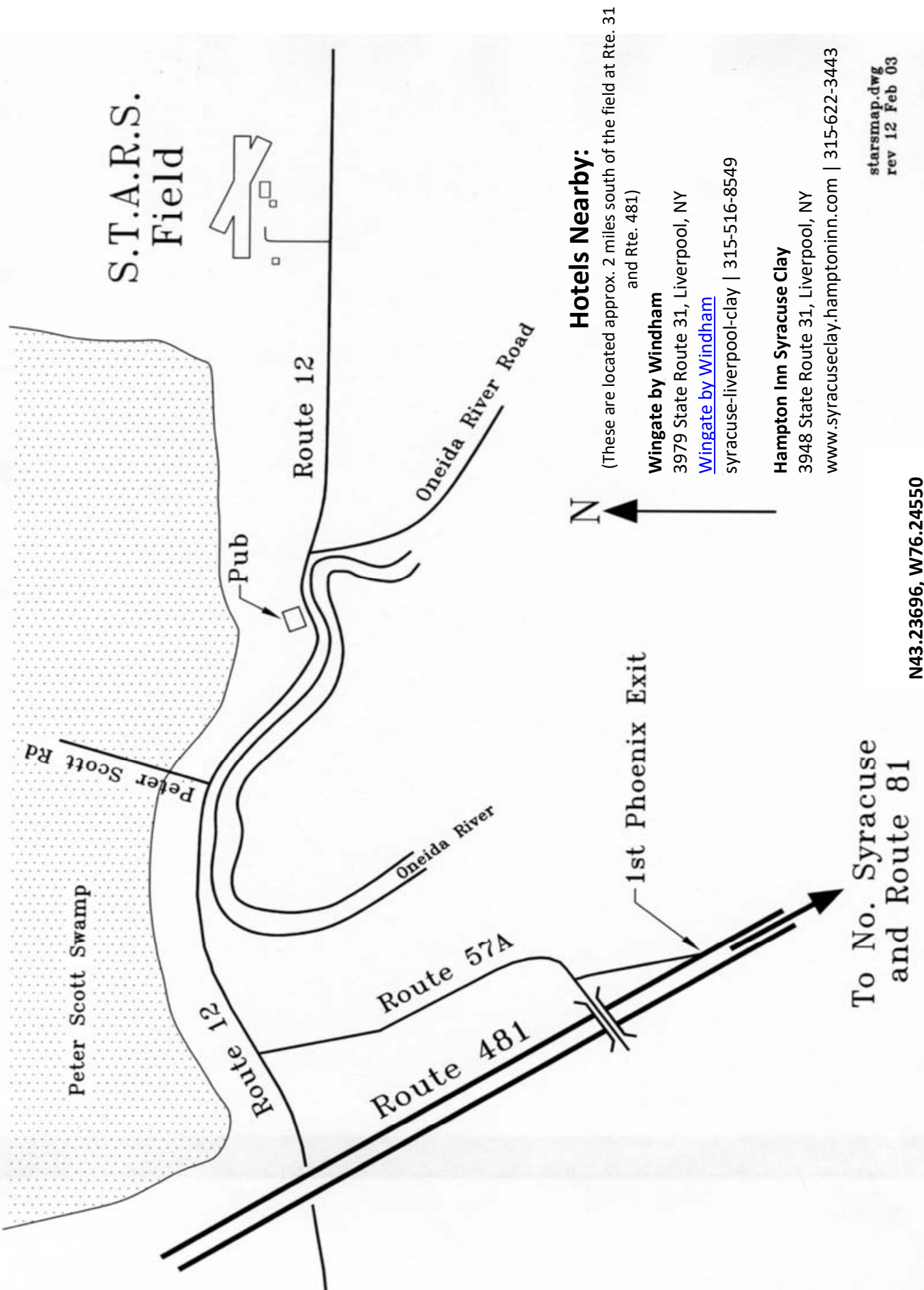
- C. The field does not have a trash removal service. If you carry anything to the field, carry it back out.
- D. If a pilot or guest brings a pet to the field, he/she will be responsible for supervising the animal's conduct while at the field. Please observe all appropriate Field Rules.
- E. If you smoke, please place all cigarette butts in the butt cans in the field.
- F. Do not **dispose of trash in the outhouse/port-a-potty pit.**
- G. **DO NOT DRINK THE WELL WATER.** Well water is to be used for washing only.
- 5. Replacement Courtesy:**
 - A. Where an individual's plane or property is damaged by the actions of another individual, it will be the responsibility of the two parties to resolve the situation in an appropriate manner.

06jan21

STARS POLICY REGARDING PHOTOGRAPHY

- STARS is a membership organization organized under the laws of the State of New York.
- The STARS flying field, located in Phoenix, New York, is owned by STARS, and as such, is privately owned property.
- The purpose of this policy is to limit and restrict the reproduction of images, in any form, of the STARS property and the activities which occur thereon.
- While the STARS property is privately owned, members, guests, and the general public are welcome at the field during published field hours of operation. Members, guests, and the public must adhere to all rules imposed by STARS regarding entry upon and/or the use of STARS property, including the STARS policy on photography.
- The reproduction of images of the STARS field or the activities thereon, in any form, is a privilege and not a right.
- Except as provided below, the reproduction of images of the STARS field or activities thereon in any form, including, but not limited to film and digital still photography, and video photography in either film or digital form, is strictly forbidden.
- Violation of this policy will result in immediate expulsion of the violator from the STARS premises, and may subject the violator to criminal and/or civil sanctions and penalties.
- Members in good standing of STARS shall be exempt from the above requirements so long as any images or video produced on the STARS premises or the activities thereon are for personal and non-commercial use.
- Guests and the general public may be permitted to photograph or video the STARS property and activities thereon, but only for personal and non-commercial use, and only with the prior written consent of the Club's executive board.

Map to the STARS



Map to S.T.A.R.S. Flying Field in Phoenix, New York



Est. 1965

Syracuse Thunderbirds Aero Radio Society

Online at: <http://www.amadistrictiistars.org>



Charter 473

Membership Application Form

Date: _____

Membership: ☐ Open (\$160 share+\$60 dues) ☐ Extra Family member (\$30.00)
☐ Associate (\$75.00) ☐ Youth (< AMA age 19 - \$0.00)
☐ Park Pilot - Associate (\$75.00) ☐ Park Pilot - Youth (< AMA age 19 - \$0.00)

Name: _____

Address: _____

Phone (for roster): _____

AMA: _____ DOB: _____

STARS Member(s) Contacted: _____

Primary Interests (Sport, Scale, Pattern, Fun Fly, etc.): _____

Email Address (for newsletter and notices): _____

Emergency Contact Name: _____ Phone: _____

You must be a current member of the Academy of Model Aeronautics (AMA) in order to join the STARS. Please show your AMA card to the Officer given this application or include a photocopy of the application for the license.

"I have read and agree to abide by the STARS Field Safety Rules." (on back)

Submit this form to a Club Officer

Rev 16aug17